

DATASHEET

Type: **PLANETS**
Name: Pendant light
ID: PC1235
Designed by: VRTIŠKA & ŽÁK



Download

Description

The Planets collection is based on period lights and reflects the daily needs not only of customers but of architects and designers too. Thanks to a simple physical principle, the lights can be variably positioned in diverse arrangements. The use of weights and pulleys makes it possible to quickly adjust the height of the lights, a unique system that allows for several groupings to serve as individual sources of light in an interior, or as multiples of three different (or same) shapes to illuminate larger spaces.



Tech. description

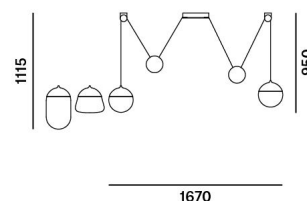
The light is hung from a central metal ceiling canopy, which houses the electronics and anchors the wire ropes integrated into the power cables leading to each light. The individual lights are hung from the ceiling by means of pulleys and balanced with counterweights. The system allows variable vertical positioning of each light independently. Each light comprises a power cable, metal cover, LED module, and a glass shade.

Available colour options: <https://mbapi.cz/red/pis/eu/en/pc1235>

CONSTRUCTION SPECIFICATION

Weight: 21,4 kg
Construction material: glass, metal
Cord length [mm]: individual
Mounting: Ceiling
Environment: Indoor

DIMENSIONS [mm]



ELECTRICAL SPECIFICATION

Input voltage [V]: 110 - 240 V
Frequency [Hz]: 50-60 Hz
Max. power [W]: 46 W LED
Coverage IP: 20
Socket: -
Light source: LED module
Energy class: E

CERTIFICATIONS




BROKIS S.R.O.
ŠPANILOVA 1315/25
163 00 PRAHA 6 - ŘEPY
CZECH REPUBLIC

ORG ID 64940799
VAT ID CZ64940799
C 42174 MĚSTSKÝ SOUD
V PRAZE


TEL +420 567 211 517
TECHNICAL@BROKIS.CZ
INFO@BROKIS.CZ
WWW.BROKIS.CZ

2024_03
PAGE 1



CM14769 ORBIS 500_LED
modul_160mm_24V_CC_DNA 19,7W/
2700K

Type	LED module
Lamp wattage [W]	19.7 W
Input voltage [V]	24 VDC
Energy class	E
Flux [lm]	2147 lm
Light colour [K]	2700 K
CRI	90+
Dimmable	yes




CM17123 Led modul D160_ORBIS/
PLANETS_24V, 2x56LED/19,7W
LUXEON 2CH, 910hm, 1800K/6500K,

Type	LED module
Lamp wattage [W]	19.7 W
Input voltage [V]	24 VDC
Energy class	E
Flux [lm]	1581-1557 lm
Light colour [K]	1800-6500 K
CRI	90+
Dimmable	yes



INNER FIXTURE

Dimensions O x w [mm]	300 X 59
Weight [kg]	5.2
Material	metal



Drawing

Hole placement

