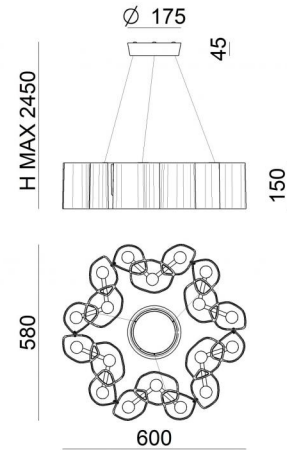


Pendant Luminaires | 220-240 V
6 topLED 30 W DC - 35 W AC | CRI 90
8682



Technical data	
Construction year	2019
Type	Pendant Luminaires
Installation position	Ceiling
Installation environment	Indoor
Light Source	LED
Circuit structure	topLED
Optics	Diffused
Light emission direction	downward and upward
Nominal power	30 W DC
Total Power	35 W
Source lumens	3450 lm
Nominal input voltage	220 - 240 V AC
Input voltage range	220 - 240 V AC
Frequency	50 - 60 Hz
CCT / Tone	2700 K
Colour rendering index	90 Ra
C.C. / C.V.	AC
Safety class	1
IP	IP20
Glow wire test	850°
Direct mounting on normally flammable surfaces	Yes
CE	Yes
Driver included	Driver
Dimmable article	Phase cut
Directional	No
Tilting	No
Walk-over	No
Drive-over	No
Cable included	Yes
Cable length	2.5 m
Resin potting	No
Type of light emission	Double emission
Net weight	4.515 Kg
Electrostatic discharge protection	No
Surge protection	No

Finishing casing

Material	Die-cast Aluminium
Colour	White
Processing	Powder coating

Finishing diffuser

Material	PC
Colour	Opal white

Pendant Luminaires | 220-240 V | 6 topLED 30 W DC - 35 W AC | CRI 90 | Base
8682

Double emission pendant luminaires for indoor application. The warm white LED light source with a diffused light distribution is composed of 180 topLEDs with CCT of 2700 K and a CRI 90; the source luminous flux is 3450 lm, with a 115.0 lm/W nominal luminous efficacy.

The device body is made of die-cast aluminium and features a white finish, processed by means of powder coating; the diffuser is made of PC. The ingress protection degree is IP20; the total weight is of 4.515 kg.

The total absorbed power is 35 W The power supply cable is included and features a 2.5 m length.

The device features protection class I and can be ceiling-mounted.

Compliant with the EN 60598-1 standard and its specific provisions.

Energy efficiency class

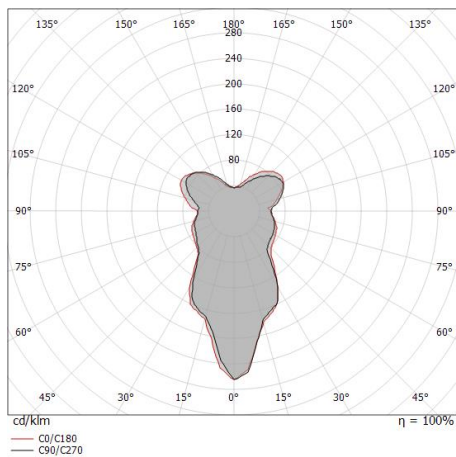
This product contains 6 light sources of energy efficiency class F.

Illuminotechnical Features

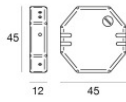
Light Output Ratio (LOR)	70 %
Source lumens	3450 lm
Delivered lumens	2433 lm
Consumption	35 W
Luminaire efficacy	69 lm/W
Colour temperature	2700 K
Standard Deviation of Colour Matching	3 Step MacAdam
Colour rendering index	90 Ra
Junction temperature (lighting fixture)	80
Standard Operating Ambient Temperature	25°C

LED Life / Failure Ratio

L70 B20 C0 72500h

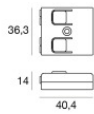


Honey | Pendant Luminaires | Accessories
8682



Dimmer - Phase cut (Max 100W) - Essential for dimming the lamp
 220-240V

Code
KIT0026



Dimmer - Phase cut CASAMBI - Essential for dimming the lamp with Casambi
 Radio-frequenza, 85-240V

Code
KIT0080