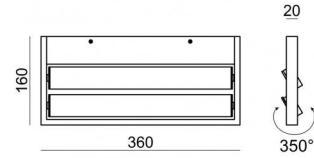


Wall Lights | 220-240 V
2 topLED 18 W DC - 22 W AC | CRI 80
7606



Technical data	
Construction year	2016
Type	Surface
Installation position	Wall lights
Installation environment	Indoor
Light Source	LED
Circuit structure	topLED
Optics	Diffused
Light emission direction	upward
Nominal power	18 W DC
Total Power	22 W
Source lumens	2360 lm
Nominal input voltage	220 - 240 V AC
Input voltage range	220 - 240 V AC
Frequency	50 - 60 Hz
CCT / Tone	3000 K
Colour rendering index	80 Ra
C.C. / C.V.	AC
Safety class	1
IP	IP40
Glow wire test	850°
Direct mounting on normally flammable surfaces	Yes
CE	Yes
Driver included	Driver
Dimmable article	No
Directional	Swivelling
total angle (vertical plane)	0 °
total angle (horizontal plane)	350 °
Tilting	No
Walk-over	No
Drive-over	No
Cable included	No
Resin potting	No
Type of light emission	Single emission
Net weight	1.722 Kg
Electrostatic discharge protection	No
Surge protection	No

Finishing casing	
Material	Aluminium
Colour	White
Processing	Coating
Finishing diffuser	
Material	PC
Processing	Sandblasting

Wall Lights | 220-240 V | 2 topLED 18 W DC - 22 W AC | CRI 80 | Base **7606**

Single emission wall lights for indoor application. The warm white LED light source with a diffused light distribution is composed of 72 topLEDs with CCT of 3000 K and a CRI 80; the source luminous flux is 2360 lm, with a 131.1 lm/W nominal luminous efficacy.

The device body is made of aluminium and features a white finish, processed by means of coating; the diffuser is made of PC with a sandblasting treatment. The ingress protection degree is IP40; the total weight is of 1.722 kg.

The total absorbed power is 22 W

The device features protection class I and can be wall lights-mounted.

Compliant with the EN 60598-1 standard and its specific provisions.

Energy efficiency class

This product contains 2 light sources of energy efficiency class D.

Illuminotechnical Features

Light Output Ratio (LOR)	60 %
Source lumens	2360 lm
Delivered lumens	1437 lm
Consumption	22 W
Luminaire efficacy	65 lm/W
Colour temperature	3000 K
Standard Deviation of Colour Matching	3 Step MacAdam
Colour rendering index	80 Ra
Junction temperature (lighting fixture)	80
Standard Operating Ambient Temperature	25°C

LED Life / Failure Ratio

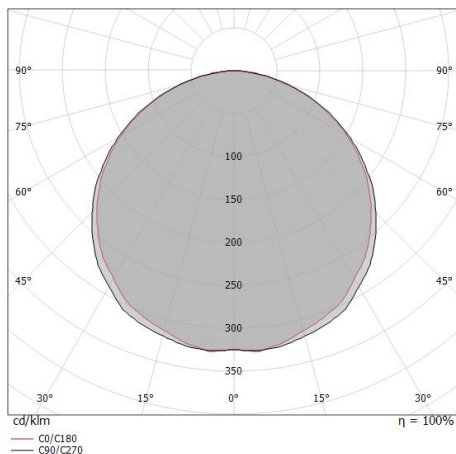
L70 B20 C0 72500h (at Tj 115 Ta 25)

UGR

UGR axial	26.4
UGR transversal	26.4
X=4H Y=8H	S=0.25H
Reflection factor	70/50/20

OPTICAL

C0/C180 optics	116°
Light distribution simmetry	Symmetrical




Distance [m]	Cone diameter [m]	illuminance [lx]	E(0°)	E(C90)	E(C0)
0.5	1.64 1.59	1865 133 143	58.6°	57.8°	57.8°
1.0	3.28 3.18	466 33 36	58.6°	57.8°	57.8°
1.5	4.91 4.76	207 15 16	58.6°	57.8°	57.8°
2.0	6.55 6.35	117 8 9	58.6°	57.8°	57.8°
2.5	8.19 7.94	75 5 6	58.6°	57.8°	57.8°
3.0	9.83 9.53	52 4 4	58.6°	57.8°	57.8°

Distance [m] Cone diameter [m] illuminance [lx]

— C0/C180 (Half-peak divergence: 115.6°)
— C90/C270 (Half-peak divergence: 117.2°)

Tablet_W2 | Wall Lights | Accessories

7606

Bracket

L=360mm, H=5mm, D=50mm.

Material:Aluminium, colour:White, processing:Coating.

CodeKIT0046