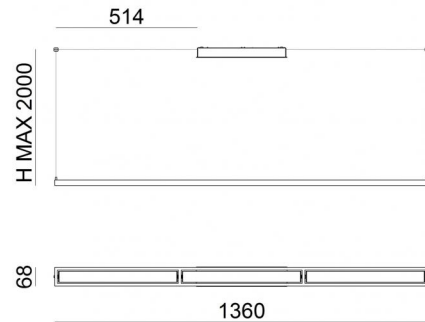



Pendant Luminaires | 220-240 V
4 topLED 38 W DC - 42 W AC | CRI 80
8450



Technical data	
Construction year	2018
Type	Surface
Installation position	Ceiling
Installation environment	Indoor
Light Source	LED
Circuit structure	topLED
Optics	Diffused
Light emission direction	downward
Nominal power	38 W DC
Total Power	42 W
Source lumens	5040 lm
Nominal input voltage	220 - 240 V AC
Input voltage range	220 - 240 V AC
Frequency	50 - 60 Hz
CCT / Tone	3000 K
Colour rendering index	80 Ra
C.C. / C.V.	AC
Safety class	1
IP	IP20
Glow wire test	850°
Direct mounting on normally flammable surfaces	Yes
CE	Yes
Driver included	Driver
Dimmable article	Phase cut
Directional	No
Tilting	No
Walk-over	No
Drive-over	No
Cable included	Yes
Cable length	5.4 m
Resin potting	No
Type of light emission	Single emission
Net weight	2.9 Kg
Electrostatic discharge protection	No
Surge protection	No

Finishing casing	
Material	Aluminium
Colour	White
Processing	Coating
Finishing diffuser	
Material	PC
Colour	opaline
Finishing mounting frame	
Material	metal
Colour	White
Processing	Coating

Pendant Luminaires | 220-240 V | 4 topLED 38 W DC - 42 W AC | CRI 80 | Base 8450

Single emission pendant luminaires for indoor application. The warm white LED light source with a diffused light distribution is composed of 144 topLEDs with CCT of 3000 K and a CRI 80; the source luminous flux is 5040 lm, with a 132.6 lm/W nominal luminous efficacy.

The device body is made of aluminium and features a white finish, processed by means of coating; the diffuser is made of PC; the mounting frame is made of metal, with a white finish, processed by means of coating. The ingress protection degree is IP20; the total weight is of 2.9 kg.

The total absorbed power is 42 W The power supply cable is included and features a 5.4 m length.

The device features protection class I and can be ceiling-mounted.

Compliant with the EN 60598-1 standard and its specific provisions.

Energy efficiency class

This product contains 4 light sources of energy efficiency class D.

Illuminotechnical Features

Light Output Ratio (LOR)	54 %
Source lumens	5040 lm
Delivered lumens	2748 lm
Consumption	42 W
Luminaire efficacy	65 lm/W
Colour temperature	3000 K
Standard Deviation of Colour Matching	3 Step MacAdam
Colour rendering index	80 Ra
Junction temperature (lighting fixture)	80
Standard Operating Ambient Temperature	25°C

LED Life / Failure Ratio

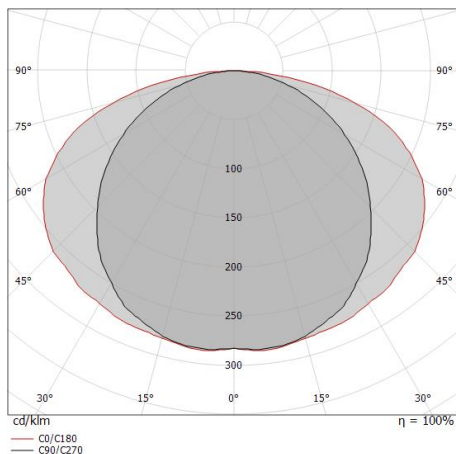
L70 B20 C0 72500h (at Tj 115 Ta 25)

UGR

UGR axial	25.7
UGR transversal	29.6
X=4H Y=8H	S=0.25H
Reflection factor	70/50/20

OPTICAL

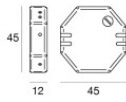
C90/C270 optics	115°
C0/C180 optics	146°
Light distribution simmetry	Symmetrical 2 assis



Distance [m]	Cone diameter [m]	illuminance [lx]	E(0°)	E(C90)	E(C0)
0.5	1.56 3.31	3106 248 38	57.3°	73.2°	
1.0	3.12 6.62	777 62 10	57.3°	73.2°	
1.5	4.67 9.94	345 28 4	57.3°	73.2°	
2.0	6.23 13.25	194 15 2	57.3°	73.2°	
2.5	7.79 16.56	124 10 2	57.3°	73.2°	
3.0	9.35 19.87	86 7 1	57.3°	73.2°	

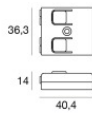
— C0/C180 (Half-peak divergence: 146.4°)
— C90/C270 (Half-peak divergence: 114.6°)

Tablet_PX | Pendant Luminaires | Accessories
8450



Dimmer - Phase cut (Max 100W) - Essential for dimming the lamp
 220-240V

Code
KIT0026



Dimmer - Phase cut CASAMBI - Essential for dimming the lamp with Casambi
 Radio-frequenza, 85-240V

Code
KIT0080