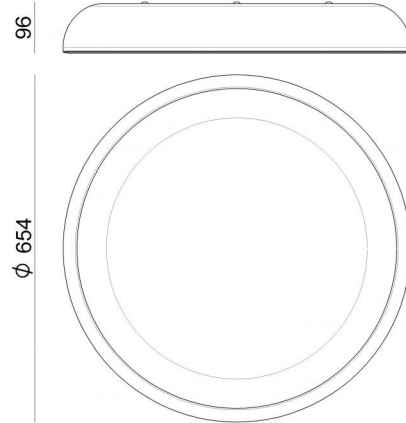


Ceiling Downlights | 220-240 V
2 topLED 42 W DC - 48 W AC | CRI 90
8533



Technical data	
Construction year	2018
Type	Surface
Installation position	Wall lights - Ceiling
Installation environment	Indoor
Light Source	LED
Circuit structure	topLED
Optics	Diffused
Light emission direction	downward
Nominal power	42 W DC
Total Power	48 W
Source lumens	4778 lm
Nominal input voltage	220 - 240 V AC
Input voltage range	220 - 240 V AC
Frequency	50 - 60 Hz
CCT / Tone	3000 K
Colour rendering index	90 Ra
C.C. / C.V.	AC
Safety class	1
IP	IP40
Glow wire test	850°
Direct mounting on normally flammable surfaces	Yes
CE	Yes
Driver included	Driver
Dimmable article	Phase cut
Directional	No
Tilting	No
Walk-over	No
Drive-over	No
Cable included	No
Resin potting	No
Type of light emission	Single emission
Net weight	7.35 Kg
Electrostatic discharge protection	No
Surge protection	No

Finishing casing

Material	metal - metal
Colour	White - Black
Processing	Coating - Coating

Finishing diffuser

Material	PC
Colour	opaline

Finishing mounting frame

Material	metal
Colour	White
Processing	Coating

Ceiling Downlights | 220-240 V | 2 topLED 42 W DC - 48 W AC | CRI 90 | Base 8533

Single emission ceiling downlights for indoor application. The warm white LED light source with a diffused light distribution is composed of 200 topLEDs with CCT of 3000 K and a CRI 90; the source luminous flux is 4778 lm, with a 113.8 lm/W nominal luminous efficacy.

The device body is made of metal and features a white finish, processed by means of coating. The device body is made of metal and features a black finish, processed by means of coating; the diffuser is made of PC; the mounting frame is made of metal, with a white finish, processed by means of coating. The ingress protection degree is IP40; the total weight is of 7.35 kg.

The total absorbed power is 48 W

The device features protection class I and can be wall lights or ceiling-mounted.

Compliant with the EN 60598-1 standard and its specific provisions.

Energy efficiency class

This product contains 2 light sources of energy efficiency class F.

Illuminotechnical Features

Light Output Ratio (LOR)	53 %
Source lumens	4778 lm
Delivered lumens	2556 lm
Consumption	48 W
Luminaire efficacy	53 lm/W
Colour temperature	3000 K
Standard Deviation of Colour Matching	3 Step MacAdam
Colour rendering index	90 Ra
Junction temperature (lighting fixture)	80
Standard Operating Ambient Temperature	25°C

LED Life / Failure Ratio

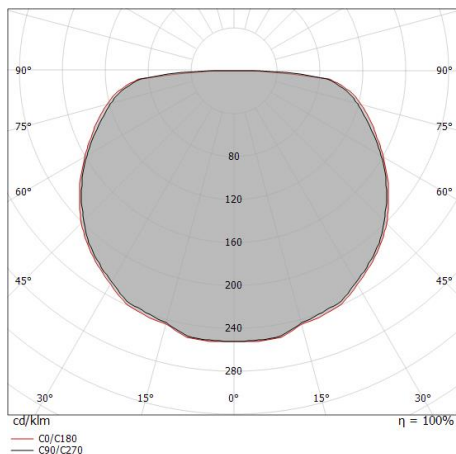
L80 B20 C0 80000h

UGR

UGR transversal	18.9
UGR axial	18.8
X=4H Y=8H	S=0.25H
Reflection factor	70/50/20

OPTICAL

C0/C180 optics	144°
Light distribution symmetry	Symmetrical

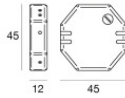


Distance [m]	Cone diameter [m]	Illuminance [lx]
0.5	3.10 3.38	E(0°) 2579 E(C90) 37 E(C0) 30
1.0	6.19 6.75	E(0°) 645 E(C90) 9 E(C0) 7
1.5	9.29 10.13	E(0°) 287 E(C90) 4 E(C0) 3
2.0	12.38 13.50	E(0°) 161 E(C90) 2 E(C0) 2
2.5	15.48 16.88	E(0°) 103 E(C90) 1 E(C0) 1
3.0	18.58 20.26	E(0°) 72 E(C90) 1 E(C0) 1

Distance [m] Cone diameter [m] Illuminance [lx]

— C0/C180 (Half-peak divergence: 147.0°)
- - C90/C270 (Half-peak divergence: 144.2°)

Reflexio | Ceiling Downlights | Accessories
8533



Dimmer - Phase cut (Max 100W) - Essential for dimming the lamp
 220-240V

Code
KIT0026



Dimmer - Phase cut CASAMBI - Essential for dimming the lamp with Casambi
 Radio-frequenza, 85-240V

Code
KIT0080