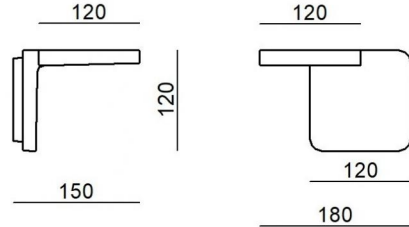


Wall Lights | 198-264 V
1 topLED 9 W DC - 11 W AC | CRI 90
7753



Technical data	
Designer	Pio e Tito Toso
Construction year	2016
Type	Surface
Installation position	Wall lights
Installation environment	Indoor
Light Source	LED
Circuit structure	topLED
Optics	Diffused
Light emission direction	downward
Nominal power	9 W DC
Total Power	11 W
Source lumens	1301 lm
Nominal input voltage	220 - 240 V AC
Input voltage range	198 - 264 V AC
Frequency	50 - 60 Hz
CCT / Tone	3000 K
Colour rendering index	90 Ra
C.C. / C.V.	AC
Safety class	1
IP	IP40
Glow wire test	850°
Direct mounting on normally flammable surfaces	Yes
CE	Yes
Driver included	Driver
Dimmable article	Phase cut
Directional	No
Tilting	No
Walk-over	No
Drive-over	No
Cable included	No
Resin potting	No
Type of light emission	Single emission
Net weight	0.7 Kg
Electrostatic discharge protection	No
Surge protection	No

Finishing casing	
Material	Aluminium
Colour	Black
Processing	Coating

Finishing diffuser	
Material	PC
Colour	transparent

Wall Lights | 198-264 V | 1 topLED 9 W DC - 11 W AC | CRI 90 | Base 7753

Single emission wall lights for indoor application. The warm white LED light source with a diffused light distribution is composed of 21 topLEDs with CCT of 3000 K and a CRI 90; the source luminous flux is 1301 lm, with a 144.6 lm/W nominal luminous efficacy.

The device body is made of aluminium and features a black finish, processed by means of coating; the diffuser is made of PC. The ingress protection degree is IP40; the total weight is of 0.7 kg.

The total absorbed power is 11 W

The device features protection class I and can be wall lights-mounted.

Compliant with the EN 60598-1 standard and its specific provisions.

Energy efficiency class

This product contains a light source of energy efficiency class D.

Illuminotechnical Features

Light Output Ratio (LOR)	88 %
Source lumens	1301 lm
Delivered lumens	1155 lm
Consumption	11 W
Luminaire efficacy	105 lm/W
Colour temperature	3000 K
Standard Deviation of Colour Matching	3 Step MacAdam
Colour rendering index	90 Ra
Junction temperature (lighting fixture)	80
Standard Operating Ambient Temperature	25°C

LED Life / Failure Ratio

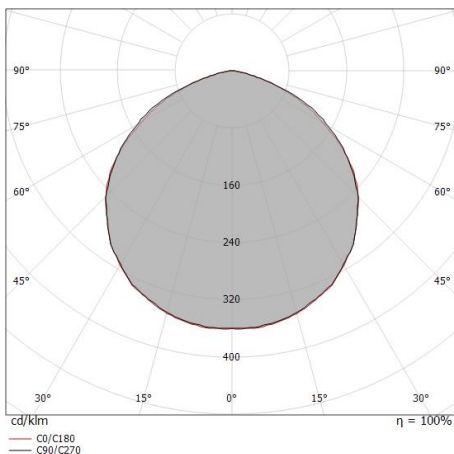
L70 B20 C0 72500h (at Tj 115 Ta 25)

UGR

UGR axial	31.1
UGR transversal	31.1
X=4H Y=8H	S=0.25H
Reflection factor	70/50/20

OPTICAL

C0/C180 optics	112°
Light distribution simmetry	Symmetrical

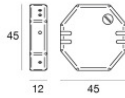


Distance [m]	Cone diameter [m]	illuminance [lx]	E(0°)	E(C90)	E(C0)
0.5	1.51 1.48	1665 141 146	56.4°	56.0°	56.0°
1.0	3.01 2.97	416 35 37	56.4°	56.0°	56.0°
1.5	4.52 4.45	185 16 16	56.4°	56.0°	56.0°
2.0	6.02 5.93	104 9 9	56.4°	56.0°	56.0°
2.5	7.53 7.41	67 6 6	56.4°	56.0°	56.0°
3.0	9.03 8.90	46 4 4	56.4°	56.0°	56.0°

Distance [m] Cone diameter [m] illuminance [lx]

— C0/C180 (Half-peak divergence: 112.0°)
— C90/C270 (Half-peak divergence: 112.8°)

Quad_W | Wall Lights | Accessories

7753

Dimmer - Phase cut (Max 100W) - Essential for dimming the lamp
220-240V

CodeKIT0026