

Pendant Luminaires | 220-240 V | 6 topLED 85 W DC - 89 W AC | CRI 90 | Base 8523

Double emission pendant luminaires for indoor application. The warm white LED light source with a diffused light distribution is composed of 165 topLEDs with CCT of 3000 K and a CRI 90; the source luminous flux is 8741 lm, with a 102.8 lm/W nominal luminous efficacy.

The device body is made of aluminium and features a black finish, processed by means of coating; the diffuser is made of PC; the mounting frame is made of metal, with a black finish, processed by means of coating. The ingress protection degree is IP20; the total weight is of 6.3 kg.

The total absorbed power is 89 W The power supply cable is included and features a 5000 m length.

The device features protection class I and can be ceiling-mounted.

Compliant with the EN 60598-1 standard and its specific provisions.

Energy efficiency class

This product contains 6 light sources of energy efficiency class F.

Illuminotechnical Features

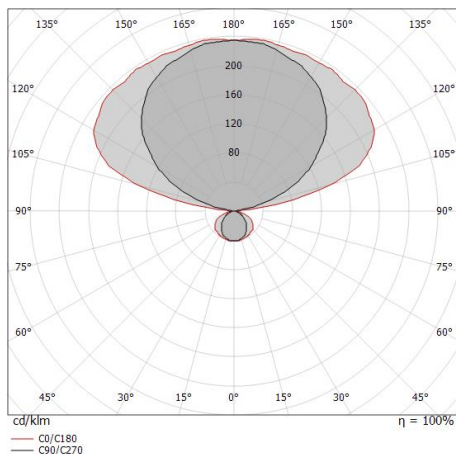
Light Output Ratio (LOR)	81 %
Source lumens	8741 lm
Delivered lumens	7091 lm
Consumption	89 W
Luminaire efficacy	79 lm/W
Colour temperature	3000 K
Standard Deviation of Colour Matching	3 Step MacAdam
Colour rendering index	90 Ra
Junction temperature (lighting fixture)	80
Standard Operating Ambient Temperature	25°C

LED Life / Failure Ratio

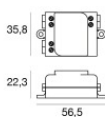

L70 B20 C0 72500h

OPTICAL

C90/C270 optics	99°
C0/C180 optics	139°
Light distribution symmetry	Symmetrical 2 axis



Quad_P9 | Pendant Luminaires | Accessories
8523



Dimmer - 0-10V, 1-10V or DALI dimming interface
Bluetooth, 220-240V

Code
KIT0079