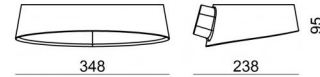


Wall Lights | 220-240 V  
1 topLED 14 W DC - 17 W AC | CRI 90  
**8496**



Technical data	
Construction year	2018
Type	Surface
Installation position	Wall lights
Installation environment	Indoor
Light Source	LED
Circuit structure	topLED
Optics	Diffused
Light emission direction	downward and upward
Nominal power	14 W DC
Total Power	17 W
Source lumens	1674 lm
Nominal input voltage	220 - 240 V AC
Input voltage range	220 - 240 V AC
Frequency	60 - 50 Hz
CCT / Tone	3000 K
Colour rendering index	90 Ra
C.C. / C.V.	AC
Safety class	1
IP	IP40
Glow wire test	650°
Direct mounting on normally flammable surfaces	Yes
CE	Yes
Driver included	Driver
Dimmable article	Phase cut
Directional	No
Tilting	No
Walk-over	No
Drive-over	No
Cable included	No
Resin potting	No
Type of light emission	Double emission
Net weight	1.27 Kg
Electrostatic discharge protection	No
Surge protection	No

Finishing casing	
Material	PU
Colour	Black/White

Finishing diffuser	
Material	PMMA
Colour	transparent
Processing	Laser engravings

Wall Lights | 220-240 V | 1 topLED 14 W DC - 17 W AC | CRI 90 | Base 8496

Double emission wall lights for indoor application. The warm white LED light source with a diffused light distribution is composed of 35 topLEDs with CCT of 3000 K and a CRI 90; the source luminous flux is 1674 lm, with a 119.6 lm/W nominal luminous efficacy.

The device body is made of pu and features a black/white finish; the diffuser is made of pmma with a laser engravings treatment. The ingress protection degree is IP40; the total weight is of 1.27 kg.

The total absorbed power is 17 W

The device features protection class I and can be wall lights-mounted.

Compliant with the EN 60598-1 standard and its specific provisions.

**Energy efficiency class**

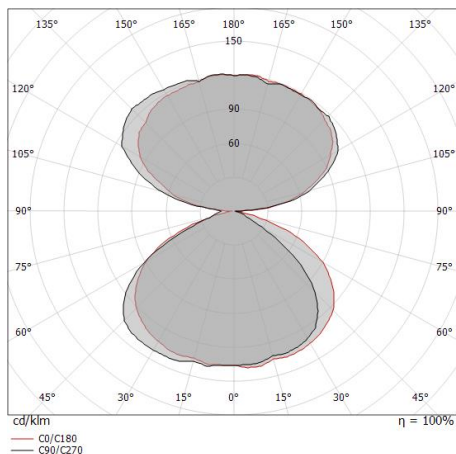
This product contains a light source of energy efficiency class F.

**Illuminotechnical Features**

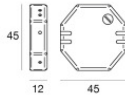
Light Output Ratio (LOR)	47 %
Source lumens	1674 lm
Delivered lumens	789 lm
Consumption	17 W
Luminaire efficacy	46 lm/W
Colour temperature	3000 K
Standard Deviation of Colour Matching	3 Step MacAdam
Colour rendering index	90 Ra
Junction temperature (lighting fixture)	80
Standard Operating Ambient Temperature	25°C

**LED Life / Failure Ratio**

L80 B20 C0 80000h

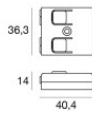


Oxygen\_W1 | Wall Lights | Accessories  
**8496**



Dimmer - Phase cut (Max 100W) - Essential for dimming the lamp  
 220-240V

**Code**  
KIT0026



Dimmer - Phase cut CASAMBI - Essential for dimming the lamp with Casambi  
 Radio-frequenza, 85-240V

**Code**  
KIT0080