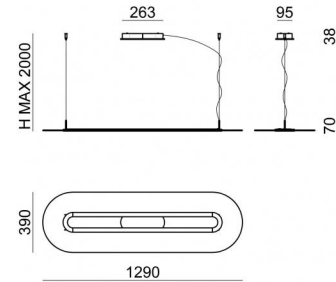


Pendant Luminaires | 220-240 V
3 topLED 41 W DC - 47 W AC | CRI 90
8490



Technical data	
Construction year	2018
Type	Surface
Installation position	Ceiling
Installation environment	Indoor
Light Source	LED
Circuit structure	topLED
Optics	Diffused
Light emission direction	downward
Nominal power	41 W DC
Total Power	47 W
Source lumens	4737 lm
Nominal input voltage	220 - 240 V AC
Input voltage range	220 - 240 V AC
Frequency	60 - 50 Hz
CCT / Tone	3000 K
Colour rendering index	90 Ra
C.C. / C.V.	AC
Safety class	1
IP	IP20
Optical compartment IP	IP40
Glow wire test	650°
Direct mounting on normally flammable surfaces	Yes
CE	Yes
Driver included	Driver
Dimmable article	Phase cut
Directional	No
Tilting	No
Walk-over	No
Drive-over	No
Cable included	Yes
Cable length	2 m
Resin potting	No
Type of light emission	Double emission
Net weight	4.700 Kg
Electrostatic discharge protection	No
Surge protection	No

Finishing casing

Material	Aluminium
Colour	White
Processing	Coating

Finishing diffuser

Material	PMMA
Colour	transparent
Processing	Laser engravings

Finishing mounting frame

Material	Aluminium
Colour	White
Processing	Coating

Pendant Luminaires | 220-240 V | 3 topLED 41 W DC - 47 W AC | CRI 90 | Base 8490

Double emission pendant luminaires for indoor application. The warm white LED light source with a diffused light distribution is composed of 105 topLEDs with CCT of 3000 K and a CRI 90; the source luminous flux is 4737 lm, with a 115.5 lm/W nominal luminous efficacy.

The device body is made of aluminium and features a white finish, processed by means of coating; the diffuser is made of pmma with a laser engravings treatment; the mounting frame is made of aluminium, with a white finish, processed by means of coating. The ingress protection degree is IP20; the total weight is of 4.700 kg.

The total absorbed power is 47 W The power supply cable is included and features a 2 m length.

The device features protection class I and can be ceiling-mounted.

Compliant with the EN 60598-1 standard and its specific provisions.

Energy efficiency class

This product contains 3 light sources of energy efficiency class F.

Illuminotechnical Features

Light Output Ratio (LOR)	77 %
Source lumens	4737 lm
Delivered lumens	3649 lm
Consumption	47 W
Luminaire efficacy	77 lm/W
Colour temperature	3000 K
Standard Deviation of Colour Matching	3 Step MacAdam
Colour rendering index	90 Ra
Junction temperature (lighting fixture)	80
Standard Operating Ambient Temperature	25°C

LED Life / Failure Ratio

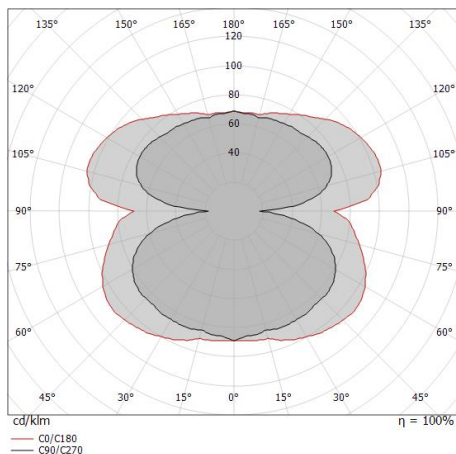
L80 B20 C0 80000h

UGR

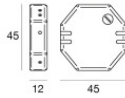
UGR axial	16.8
UGR transversal	19.6
X=4H Y=8H	S=0.25H
Reflection factor	70/50/20

OPTICAL

C90/C270 optics	163°
C0/C180 optics	180°
Light distribution simmetry	Symmetrical 2 assis



Opti-Line | Pendant Luminaires | Accessories
8490



Dimmer - Phase cut (Max 100W) - Essential for dimming the lamp
 220-240V

Code
KIT0026



Dimmer - Phase cut CASAMBI - Essential for dimming the lamp with Casambi
 Radio-frequenza, 85-240V

Code
KIT0080