


Pendant Luminaires | 1 topLED 26 W DC 700 mA

CRI 90

8007



Technical data	
Construction year	2014
Type	Surface
Installation position	Ceiling
Installation environment	Indoor
Light Source	LED
Circuit structure	topLED
Optics	Diffused
Light emission direction	downward and upward
Nominal power	26 W DC
Source lumens	3077 lm
CCT / Tone	3000 K
Colour rendering index	90 Ra
C.C. / C.V.	AC
Safety class	1
IP	IP20
Optical compartment IP	IP40
Glow wire test	650°
Direct mounting on normally flammable surfaces	Yes
CE	Yes
Dimmable article	DALI - PUSH DIM
Directional	No
Tilting	No
Walk-over	No
Drive-over	No
Cable included	Yes
Cable length	2.5 m
Resin potting	No
Type of light emission	Double emission
Net weight	3.950 Kg
Electrostatic discharge protection	No
Surge protection	No

Finishing casing

Material	Aluminium
Colour	White
Processing	Coating

Finishing diffuser

Material	PE
Colour	neutral

Electronics

012000118000
Multi Power 220~240V AC / 176~280V DC (- art.)

Pendant Luminaires | 1 topLED 26 W DC 700 mA | CRI 90 | Base 8007

Double emission pendant luminaires for indoor application. The warm white LED light source with a diffused light distribution is composed of 156 topLEDs with CCT of 3000 K and a CRI 90; the source luminous flux is 3077 lm, with a 118.3 lm/W nominal luminous efficacy.

The device body is made of aluminium and features a white finish, processed by means of coating; the diffuser is made of pe. The ingress protection degree is IP20; the total weight is of 3.950 kg.

The total absorbed power is 26 W The power supply cable is included and features a 2.5 m length.

The device features protection class I and can be ceiling-mounted.

Compliant with the EN 60598-1 standard and its specific provisions.

Energy efficiency class

This product contains a light source of energy efficiency class F.

Illuminotechnical Features

Light Output Ratio (LOR)	69 %
Source lumens	3077 lm
Delivered lumens	2130 lm
Consumption	32 W
Luminaire efficacy	66 lm/W
Colour temperature	3000 K
Standard Deviation of Colour Matching	3 Step MacAdam
Colour rendering index	90 Ra
Junction temperature (lighting fixture)	80
Standard Operating Ambient Temperature	25°C

LED Life / Failure Ratio

L80 B20 C0 80000h

UGR

UGR axial	13.4
UGR transversal	13.1
X=4H Y=8H	S=0.25H
Reflection factor	70/50/20

OPTICAL

C0/C180 optics	118°
Light distribution simmetry	Symmetrical

Pendant Luminaires | 1 topLED 26 W DC 700 mA | CRI 90 | Base

8007

Double emission pendant luminaires for indoor application. The warm white LED light source with a diffused light distribution is composed of 156 topLED LEDs with CCT of 3000 K and a CRI 90; the source luminous flux is 3077 lm, with a 118.3 lm/W nominal luminous efficacy.

The device body is made of aluminium and features a white finish, processed by means of coating; the diffuser is made of pe. The ingress protection degree is IP20; the total weight is of 3.950 kg.

The total absorbed power is 26 W The power supply cable is included and features a 2.5 m length.

The device features protection class I and can be ceiling-mounted.

Compliant with the EN 60598-1 standard and its specific provisions.

Energy efficiency class

This product contains a light source of energy efficiency class F.

Illuminotechnical Features

Light Output Ratio (LOR)	69 %
Source lumens	3077 lm
Delivered lumens	2130 lm
Consumption	32 W
Luminaire efficacy	66 lm/W
Colour temperature	3000 K
Standard Deviation of Colour Matching	3 Step MacAdam
Colour rendering index	90 Ra
Junction temperature (lighting fixture)	80
Standard Operating Ambient Temperature	25°C

LED Life / Failure Ratio

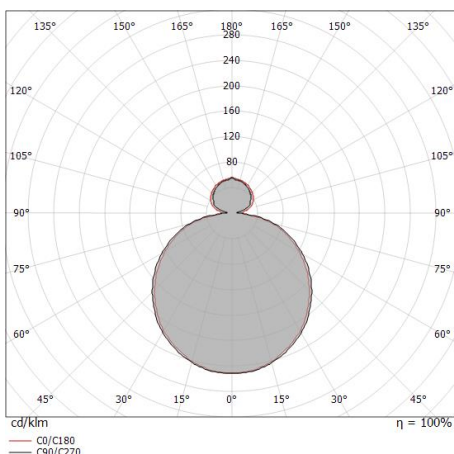
L80 B20 C0 80000h

UGR

UGR axial	13.4
UGR transversal	13.1
X=4H Y=8H	S=0.25H
Reflection factor	70/50/20

OPTICAL

C0/C180 optics	118°
Light distribution simmetry	Symmetrical

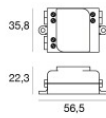



Distance [m]	Cone diameter [m]	illuminance [lx]	E(0°)	E(C90)	E(C0)
0.5	1.77 1.66	2139 128 148	60.5°	58.9°	
1.0	3.53 3.32	535 32 37	60.5°	58.9°	
1.5	5.30 4.97	238 14 16	60.5°	58.9°	
2.0	7.07 6.63	134 8 9	60.5°	58.9°	
2.5	8.84 8.29	86 5 6	60.5°	58.9°	
3.0	10.60 9.95	59 4 4	60.5°	58.9°	

Distance [m] Cone diameter [m] illuminance [lx]

— C0/C180 (Half-peak divergence: 117.8°)
— C90/C270 (Half-peak divergence: 121.0°)

Mr.Magoo_P | Pendant Luminaires | Accessories
8007



Dimmer - 0-10V, 1-10V or DALI dimming interface
Bluetooth, 220-240V

Code
KIT0079