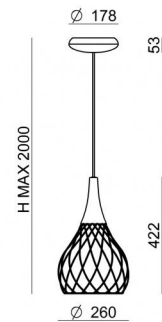


Pendant Luminaires | 220-240 V
1 topLED 13 W DC - 16 W AC | CRI 90 | Warm Tune



8140



Technical data	
Construction year	2016
Type	Surface
Installation position	Ceiling
Installation environment	Indoor
Light Source	LED
Circuit structure	topLED
Optics	Diffused
Light emission direction	downward
Nominal power	13 W DC
Total Power	16 W
Nominal input voltage	220 - 240 V AC
Input voltage range	220 - 240 V AC
Frequency	60 - 50 Hz
Source lumens OK	0 lm
Minimum color temperature	0 K
Source lumens OK	0 lm
Maximum color temperature	0 K
CCT / Tone	Warm Tune
Colour rendering index	90 Ra
C.C. / C.V.	AC
Safety class	1
IP	IP20
Glow wire test	850°
Direct mounting on normally flammable surfaces	Yes
CE	Yes
Driver included	Driver
Dimmable article	Phase cut
Directional	No
Tilting	No
Walk-over	No
Drive-over	No
Cable included	Yes
Cable length	2 m
Resin potting	No
Type of light emission	Single emission
Net weight	1.625 Kg
Electrostatic discharge protection	No
Surge protection	No

Finishing casing

Material	metal
Colour	Black
Processing	Coating

Finishing diffuser

Material	PC
Colour	transparent

Finishing mounting frame

Material	metal
Colour	Black
Processing	Coating

Pendant Luminaires | 220-240 V | 1 topLED 13 W DC - 16 W AC | CRI 90 | Warm Tune | Base 8140

Single emission pendant luminaires for indoor application. The warm tune LED light source with a diffused light distribution is composed of 1 topLEDs with CCT of 1800K-3000 K and a CRI 90; the source luminous flux is 1012 lm, with a 77.8 lm/W nominal luminous efficacy.

The device body is made of metal and features a black finish, processed by means of coating; the diffuser is made of PC; the mounting frame is made of metal, with a black finish, processed by means of coating. The ingress protection degree is IP20; the total weight is of 1.625 kg.

The total absorbed power is 16 W The power supply cable is included and features a 2 m length.

The device features protection class I and can be ceiling-mounted.

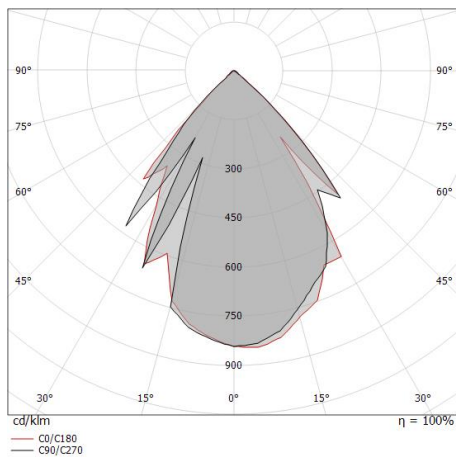
Compliant with the EN 60598-1 standard and its specific provisions.

Energy efficiency class

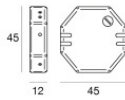
This product contains a light source of energy efficiency class G.

Illuminotechnical Features

Light Output Ratio (LOR)	54 %
Source lumens	1012 lm
Delivered lumens	553 lm
Consumption	16 W
Luminaire efficacy	34 lm/W
Standard Deviation of Colour Matching	3 Step MacAdam
Colour rendering index	90 Ra
Junction temperature (lighting fixture)	80
Standard Operating Ambient Temperature	25°C



Mongolfier_P1 | Pendant Luminaires | Accessories
8140



Dimmer - Phase cut (Max 100W) - Essential for dimming the lamp
 220-240V

Code
KIT0026



Dimmer - Phase cut CASAMBI - Essential for dimming the lamp with Casambi
 Radio-frequenza, 85-240V

Code
KIT0080