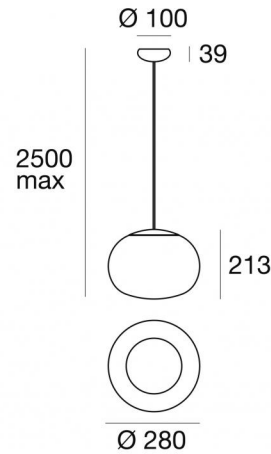


Pendant Luminaires | 220-240 V
1 topLED 8 W DC - 9 W AC | CRI 90

8624



Technical data	
Construction year	2018
Type	Surface
Installation position	Ceiling
Installation environment	Indoor
Light Source	LED
Circuit structure	topLED
Optics	Diffused
Light emission direction	downward
Nominal power	8 W DC
Total Power	9 W
Source lumens	1082 lm
Nominal input voltage	220 - 240 V AC
Input voltage range	220 - 240 V AC
Frequency	60 - 50 Hz
CCT / Tone	3000 K
Colour rendering index	90 Ra
C.C. / C.V.	AC
Safety class	1
IP	IP20
Glow wire test	850°
Direct mounting on normally flammable surfaces	Yes
CE	Yes
Driver included	Driver
Dimmable article	Phase cut
Directional	No
Tilting	No
Walk-over	No
Drive-over	No
Cable included	Yes
Cable length	2.3 m
Resin potting	No
Type of light emission	Single emission
Net weight	3 Kg
Electrostatic discharge protection	No
Surge protection	No

Finishing casing

Material	metal
Colour	gold
Processing	Electroplating

Finishing diffuser

Material	Glass
Colour	gold

Finishing mounting frame

Material	metal
Colour	White
Processing	Coating

Pendant Luminaires | 220-240 V | 1 topLED 8 W DC - 9 W AC | CRI 90 | Base 8624

Single emission pendant luminaires for indoor application. The warm white LED light source with a diffused light distribution is composed of 18 topLEDs with CCT of 3000 K and a CRI 90; the source luminous flux is 1082 lm, with a 135.3 lm/W nominal luminous efficacy.

The device body is made of metal and features a gold finish, processed by means of electroplating; the diffuser is made of glass; the mounting frame is made of metal, with a white finish, processed by means of coating. The ingress protection degree is IP20; the total weight is of 3 kg.

The total absorbed power is 9 W The power supply cable is included and features a 2.3 m length.

The device features protection class I and can be ceiling-mounted.

Compliant with the EN 60598-1 standard and its specific provisions.

Energy efficiency class

This product contains a light source of energy efficiency class D.

Illuminotechnical Features

Light Output Ratio (LOR)	39 %
Source lumens	1082 lm
Delivered lumens	423 lm
Consumption	9 W
Luminaire efficacy	47 lm/W
Colour temperature	3000 K
Standard Deviation of Colour Matching	3 Step MacAdam
Colour rendering index	90 Ra
Junction temperature (lighting fixture)	80
Standard Operating Ambient Temperature	25°C

LED Life / Failure Ratio

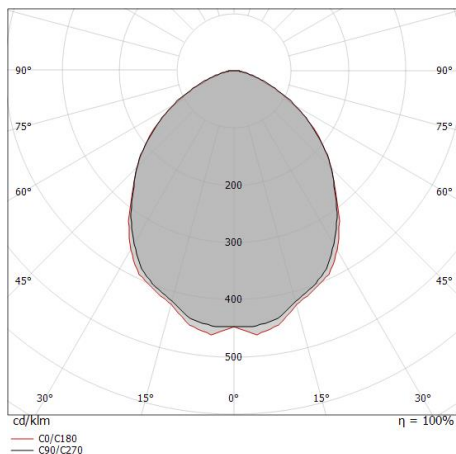
L80 B20 C0 80000h

UGR

UGR axial	21.7
UGR transversal	21.6
X=4H Y=8H	S=0.25H
Reflection factor	70/50/20

OPTICAL

C0/C180 optics	92°
Light distribution symmetry	Symmetrical

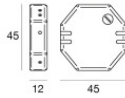


Distance [m]	Cone diameter [m]	Illuminance [lx]
0.5	1.08 1.04	E(0°) 757 E(C90) 47.2° 119 E(C0) 46.1° 131
1.0	2.16 2.08	E(0°) 189 E(C90) 47.2° 30 E(C0) 46.1° 33
1.5	3.24 3.12	E(0°) 84 E(C90) 47.2° 13 E(C0) 46.1° 15
2.0	4.32 4.16	E(0°) 47 E(C90) 47.2° 7 E(C0) 46.1° 8
2.5	5.40 5.20	E(0°) 30 E(C90) 47.2° 5 E(C0) 46.1° 5
3.0	6.48 6.23	E(0°) 21 E(C90) 47.2° 3 E(C0) 46.1° 4

Distance [m] Cone diameter [m] Illuminance [lx]

— C0/C180 (Half-peak divergence: 92.2°)
— C90/C270 (Half-peak divergence: 94.4°)

La Mariée_P | Pendant Luminaires | Accessories
8624



Dimmer - Phase cut (Max 100W) - Essential for dimming the lamp
 220-240V

Code
KIT0026



Dimmer - Phase cut CASAMBI - Essential for dimming the lamp with Casambi
 Radio-frequenza, 85-240V

Code
KIT0080