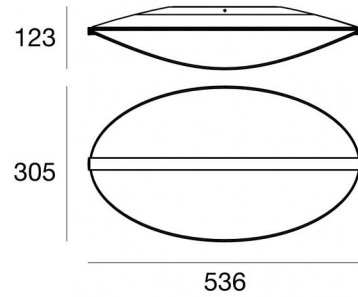


Ceiling Downlights | 220-240 V
2 topLED 19 W DC - 21 W AC | CRI 90



8166M



Technical data	
Construction year	2018
Type	Surface
Installation position	Ceiling
Installation environment	Indoor
Light Source	LED
Circuit structure	topLED
Optics	Diffused
Light emission direction	downward
Nominal power	19 W DC
Total Power	21 W
Source lumens	2426 lm
Nominal input voltage	220 - 240 V AC
Input voltage range	220 - 240 V AC
Frequency	60 - 50 Hz
CCT / Tone	2700 K
Colour rendering index	90 Ra
C.C. / C.V.	AC
Safety class	1
IP	IP20
Glow wire test	650°
Direct mounting on normally flammable surfaces	Yes
CE	Yes
Driver included	Driver
Dimmable article	Phase cut
Directional	No
Tilting	No
Walk-over	No
Drive-over	No
Cable included	No
Resin potting	No
Type of light emission	Double emission
Net weight	1 Kg
Electrostatic discharge protection	No
Surge protection	No

Finishing casing

Material	Aluminium
Colour	White
Processing	Coating

Finishing diffuser

Material	PMMA
Colour	transparent
Processing	Laser engravings

Finishing mounting frame

Material	metal
Colour	White
Processing	Coating

Ceiling Downlights | 220-240 V | 2 topLED 19 W DC - 21 W AC | CRI 90 | Base 8166M

Double emission ceiling downlights for indoor application. The super warm white LED light source with a diffused light distribution is composed of 200 topLEDs with CCT of 2700 K and a CRI 90; the source luminous flux is 2426 lm, with a 127.7 lm/W nominal luminous efficacy.

The device body is made of aluminium and features a white finish, processed by means of coating; the diffuser is made of pmma with a laser engravings treatment; the mounting frame is made of metal, with a white finish, processed by means of coating. The ingress protection degree is IP20; the total weight is of 1 kg.

The total absorbed power is 21 W

The device features protection class I and can be ceiling-mounted.

Compliant with the EN 60598-1 standard and its specific provisions.

Energy efficiency class

This product contains 2 light sources of energy efficiency class E.

Illuminotechnical Features

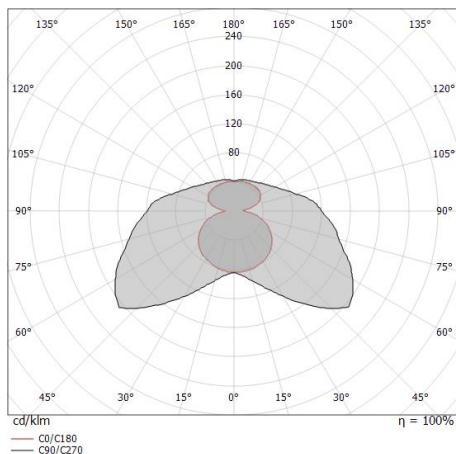
Light Output Ratio (LOR)	86 %
Source lumens	2426 lm
Delivered lumens	2107 lm
Consumption	21 W
Luminaire efficacy	100 lm/W
Colour temperature	2700 K
Standard Deviation of Colour Matching	3 Step MacAdam
Colour rendering index	90 Ra
Junction temperature (lighting fixture)	80
Standard Operating Ambient Temperature	25°C

LED Life / Failure Ratio

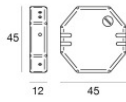
L80 B20 C0 80000h

OPTICAL

C90/C270 optics	180°
Light distribution simmetry	Asymmetrical



Diphy_S | Ceiling Downlights | Accessories
8166M



Dimmer - Phase cut (Max 100W) - Essential for dimming the lamp
 220-240V

Code
KIT0026



Dimmer - Phase cut CASAMBI - Essential for dimming the lamp with Casambi
 Radio-frequenza, 85-240V

Code
KIT0080