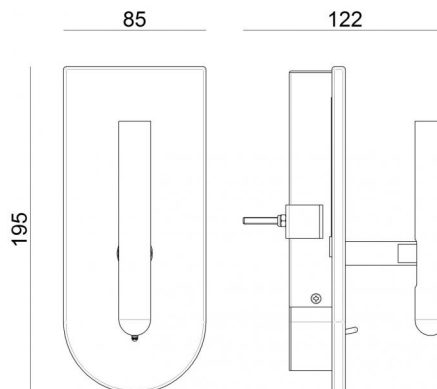


Wall Lights | 220-240 V | 1 topLED 3 W DC - 4 W AC

CRI 90

8639



Technical data	
Designer	Davide Oppizzi
Construction year	2018
Type	Semi-recessed
Installation position	Wall lights
Installation environment	Indoor
Light Source	LED
Circuit structure	topLED
Optics	Wide Flood
Light emission direction	upward
Nominal power	3 W DC
Total Power	4 W
Source lumens	230 lm
Nominal input voltage	220 - 240 V AC
Input voltage range	220 - 240 V AC
Frequency	50 - 60 Hz
CCT / Tone	3000 K
Colour rendering index	90 Ra
C.C. / C.V.	AC
Safety class	1
IP	IP20
Glow wire test	850°
Direct mounting on normally flammable surfaces	Yes
CE	Yes
Driver included	Driver
Dimmable article	Phase cut
Directional	Swivelling
total angle (vertical plane)	0 °
total angle (horizontal plane)	350 °
Tilting	Yes
total angle (horizontal plane)	0 °
total angle (vertical plane)	50 °
Walk-over	No
Drive-over	No
Cable included	No
Resin potting	No
Type of light emission	Single emission
Net weight	0.58 Kg
Electrostatic discharge protection	No
Surge protection	No

Finishing casing

Material	Aluminium - Aluminium
Colour	White - Rose Gold
Processing	Coating - Coating

Finishing diffuser

Material	PC
Colour	transparent

Finishing mounting frame

Material	metal
Colour	translucent
Processing	Washing

Wall Lights | 220-240 V | 1 topLED 3 W DC - 4 W AC | CRI 90 | Base 8639

Single emission wall lights for indoor application. The warm white LED light source with a wide flood light distribution is composed of 1 topLED LEDs with CCT of 3000 K and a CRI 90; the source luminous flux is 230 lm, with a 76.7 lm/W nominal luminous efficacy.

The device body is made of aluminium and features a white finish, processed by means of coating. The device body is made of aluminium and features a rose gold finish, processed by means of coating; the diffuser is made of PC; the mounting frame is made of metal, with a translucent finish, processed by means of washing. The ingress protection degree is IP20; the total weight is of 0.58 kg.

The total absorbed power is 4 W

The device features protection class I and can be wall lights-mounted.

Compliant with the EN 60598-1 standard and its specific provisions.

Energy efficiency class

This product contains a light source of energy efficiency class G.

Illuminotechnical Features

Light Output Ratio (LOR)	67 %
Source lumens	230 lm
Delivered lumens	156 lm
Consumption	4 W
Luminaire efficacy	39 lm/W
Colour temperature	3000 K
Standard Deviation of Colour Matching	3 Step MacAdam
Colour rendering index	90 Ra
Junction temperature (lighting fixture)	80
Standard Operating Ambient Temperature	25°C

LED Life / Failure Ratio

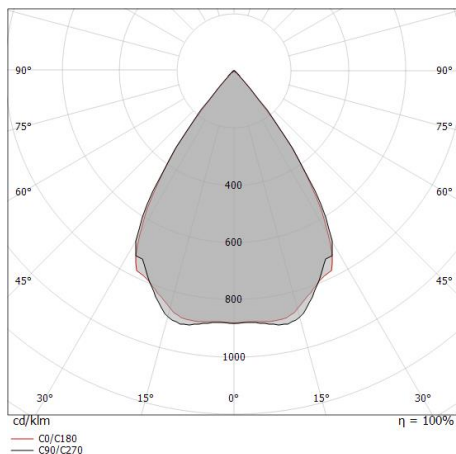
L70 B20 C0 72500h

UGR

UGR axial	27.5
UGR transversal	27.4
X=4H Y=8H	S=0.25H
Reflection factor	70/50/20

OPTICAL

C0/C180 optics	69°
Light distribution symmetry	Symmetrical

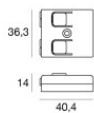


Distance [m]	Cone diameter [m]	Illuminance [lx]
0.5	0.70 0.69	E(0°) 551 E(C90) 156 E(C0) 155
1.0	1.40 1.38	E(0°) 138 E(C90) 39 E(C0) 39
1.5	2.09 2.08	E(0°) 61 E(C90) 17 E(C0) 17
2.0	2.79 2.77	E(0°) 34 E(C90) 10 E(C0) 10
2.5	3.49 3.46	E(0°) 22 E(C90) 6 E(C0) 6
3.0	4.19 4.15	E(0°) 15 E(C90) 4 E(C0) 4

Distance [m] Cone diameter [m] Illuminance [lx]

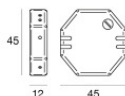
— C0/C180 (Half-peak divergence: 69.4°)
- - C90/C270 (Half-peak divergence: 69.8°)

1Night | Wall Lights | Accessories
8639



Dimmer - Phase cut CASAMBI - Essential for dimming the lamp with Casambi
 Radio-frequenza, 85-240V

Code
KIT0080



Dimmer - Phase cut (Max 100W) - Essential for dimming the lamp
 220-240V

Code
KIT0026