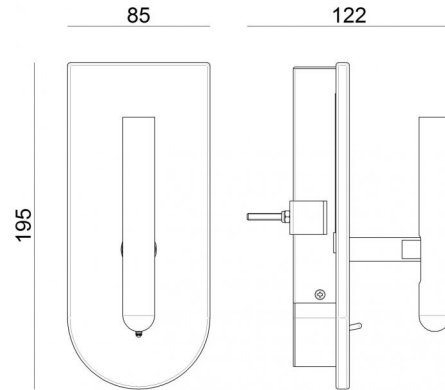


Wall Lights | 220-240 V | 1 topLED 3 W DC - 4 W AC

CRI 90

8637



Technical data	
Designer	Davide Oppizzi
Construction year	2018
Type	Semi-recessed
Installation position	Wall lights
Installation environment	Indoor
Light Source	LED
Circuit structure	topLED
Optics	Wide Flood
Light emission direction	upward
Nominal power	3 W DC
Total Power	4 W
Source lumens	230 lm
Nominal input voltage	220 - 240 V AC
Input voltage range	220 - 240 V AC
Frequency	50 - 60 Hz
CCT / Tone	3000 K
Colour rendering index	90 Ra
C.C. / C.V.	AC
Safety class	1
IP	IP20
Glow wire test	850°
Direct mounting on normally flammable surfaces	Yes
CE	Yes
Driver included	Driver
Dimmable article	Phase cut
Directional	Swivelling
total angle (vertical plane)	0 °
total angle (horizontal plane)	350 °
Tilting	Yes
total angle (horizontal plane)	0 °
total angle (vertical plane)	50 °
Walk-over	No
Drive-over	No
Cable included	No
Resin potting	No
Type of light emission	Single emission
Net weight	0.58 Kg
Electrostatic discharge protection	No
Surge protection	No

Finishing casing

Material	Aluminium
Colour	Black
Processing	Coating

Finishing diffuser

Material	PC
Colour	transparent

Finishing mounting frame

Material	metal
Colour	translucent
Processing	Washing

Wall Lights | 220-240 V | 1 topLED 3 W DC - 4 W AC | CRI 90 | Base **8637**

Single emission wall lights for indoor application. The warm white LED light source with a wide flood light distribution is composed of 1 topLED LEDs with CCT of 3000 K and a CRI 90; the source luminous flux is 230 lm, with a 76.7 lm/W nominal luminous efficacy.

The device body is made of aluminium and features a black finish, processed by means of coating; the diffuser is made of PC; the mounting frame is made of metal, with a translucent finish, processed by means of washing. The ingress protection degree is IP20; the total weight is of 0.58 kg.

The total absorbed power is 4 W

The device features protection class I and can be wall lights-mounted.

Compliant with the EN 60598-1 standard and its specific provisions.

Energy efficiency class

This product contains a light source of energy efficiency class G.

Illuminotechnical Features

Light Output Ratio (LOR)	67 %
Source lumens	230 lm
Delivered lumens	156 lm
Consumption	4 W
Luminaire efficacy	39 lm/W
Colour temperature	3000 K
Standard Deviation of Colour Matching	3 Step MacAdam
Colour rendering index	90 Ra
Junction temperature (lighting fixture)	80
Standard Operating Ambient Temperature	25°C

LED Life / Failure Ratio

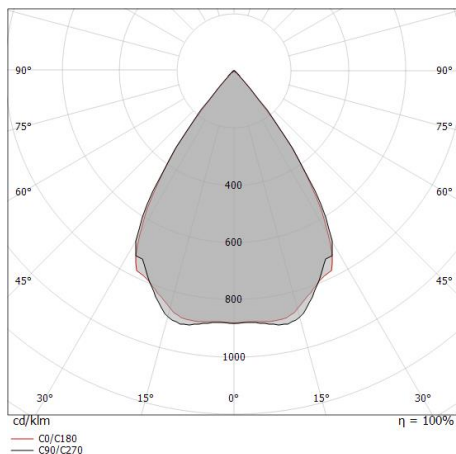
L70 B20 C0 72500h

UGR

UGR axial	27.5
UGR transversal	27.4
X=4H Y=8H	S=0.25H
Reflection factor	70/50/20

OPTICAL

C0/C180 optics	69°
Light distribution symmetry	Symmetrical



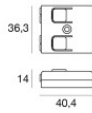
Distance [m]	Cone diameter [m]	Illuminance [lx]
0.5	0.70 0.69	E(0°) 551 E(C90) 156 E(C0) 155
1.0	1.40 1.38	E(0°) 138 E(C90) 39 E(C0) 39
1.5	2.09 2.08	E(0°) 61 E(C90) 17 E(C0) 17
2.0	2.79 2.77	E(0°) 34 E(C90) 10 E(C0) 10
2.5	3.49 3.46	E(0°) 22 E(C90) 6 E(C0) 6
3.0	4.19 4.15	E(0°) 15 E(C90) 4 E(C0) 4

Distance [m] Cone diameter [m] Illuminance [lx]

— C0/C180 (Half-peak divergence: 69.4°)
— C90/C270 (Half-peak divergence: 69.8°)

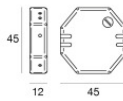
1Night | Wall Lights | Accessories

8637



Dimmer - Phase cut CASAMBI - Essential for dimming the lamp with Casambi
Radio-frequenza, 85-240V

Code
KIT0080



Dimmer - Phase cut (Max 100W) - Essential for dimming the lamp
220-240V

Code
KIT0026