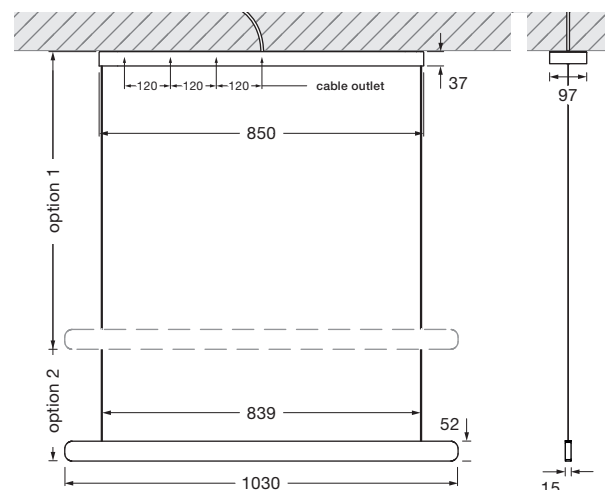


Mito volo 100 var up datasheet

Linear LED suspended luminaire with double-sided light emission and length of 103 cm. There is a choice of two lighting effects. table (wide) for use over tables – wide light beam directed downwards and upwards. room (narrow) for freely suspended luminaire lighting – concentrated light beam directed downwards, diffused light directed upwards. The suspension length of the luminaire is continuously adjustable and can be selected when ordering. Two options are available: Option 1 adjustment range 65–165 cm or option 2 adjustment range 135–235 cm.

Version with integrated power supply unit for mounting on plaster surfaces; connection to 230 V AC mains voltage. Can be controlled via »touchless control« (gesture control on the head) and Occhio air or DALI; alternatively, dimmable via a trailing-edge phase cut dimmer*. The colour temperature can be continuously controlled via »touchless control« or Occhio air or DALI from 2700 to 4000 K (optional 2200 to 3500 K) or can be preset (2700 / 3000 / 3500 / 4000 K).



option 1 adjustment range 650–1650
option 2 adjustment range 1350–2350
incl. power supply unit

dimensions in mm

technical data Mito volo 100 var up

properties	material	head aluminium painted, PVD-coated steel, optical plastic cover painted plastic	
	height adjustment	option 1 650–1650 mm (variable) / option 2 1350–2350 mm (variable)	
	weight	3.3 kg	
surface	head	bronze, matt gold, rose gold, matt silver, matt white, matt black, phantom, black phantom	
	cover	matt white, matt black	
Occhio »color tune« LED	average life time	> 50.000 hrs	
	energy efficiency class (luminous efficiency)	G (66 lm / W)	
	power	LED 45 W (incl. Occhio power supply unit approx. 52 W, standby < 0.5 W)	
	color rendering index	high color; CRI Ra 95	
	color temperature (color consistency)	2700–4000 K (2-step) 2200–3500 K (2-step 2200 K, 3-step 3500 K)	
electricity	dimming	via trailing-edge phasecut dimmer*, »touchless control«, Occhio air or DALI	
	connection	230 V AC / 50 Hz	
	power factor power supply (cos φ1)	0.9	
	flicker / stroboscopic effect	1 (PstLM) / 0.9 (SVM)	
	permitted operating conditions	max. 30°C for indoor use only	

* For a list of compatible dimmers, see www.occhio.com/dim_en, trailing-edge phasecut dimmer not combinable with »touchless control«, Occhio air and DALI

Mito volo 100 var up lighting effects

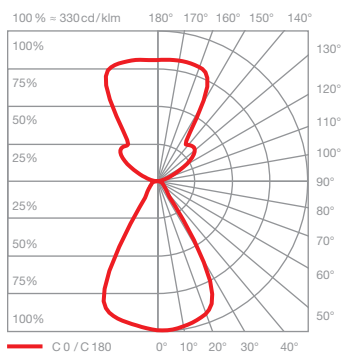


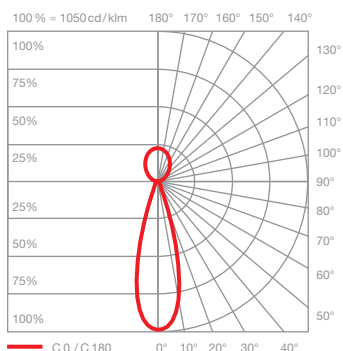

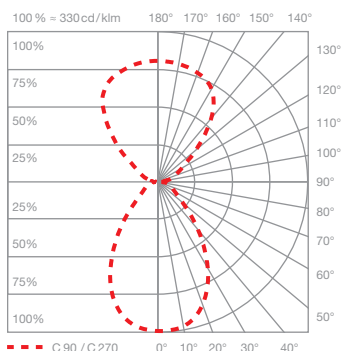
table (wide)

wide light beam (up and down), beam angle approx. 80° (down)

inserts: wide / flood

luminous flux: high color 45 W 2900 lm

UGR (4H8H) < 19 *



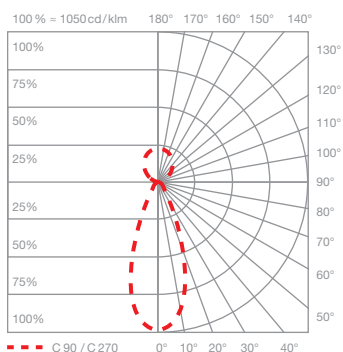

room (narrow)

concentrated light downwards, beam angle approx. 25°, diffuse upwards

inserts: narrow / diffuse

luminous flux: high color 45 W 2800 lm

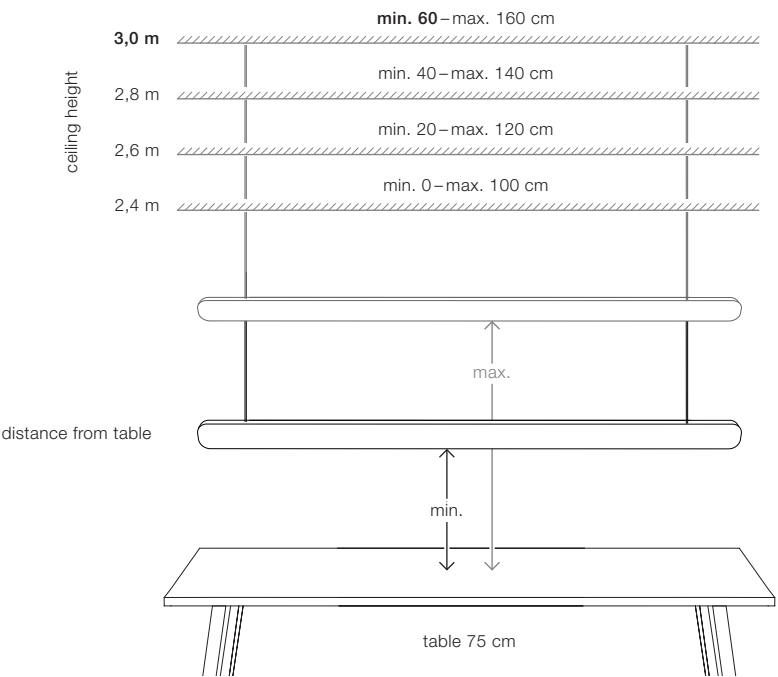
UGR (4H8H) < 19 *



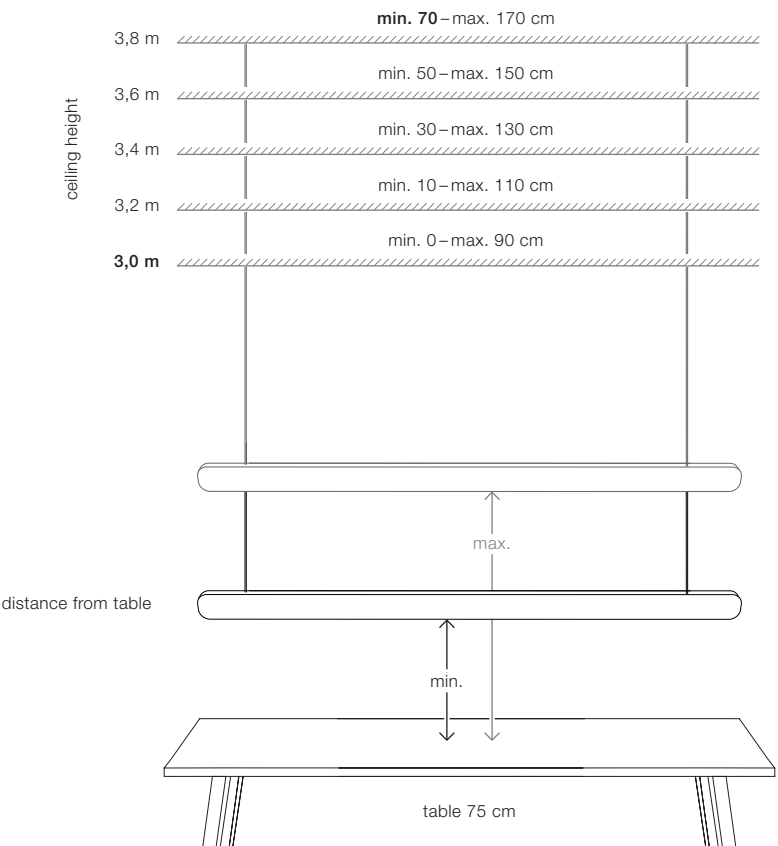
* For a reliable assessment of glare values in a real application of a luminaire we recommend to carry out an individual calculation which can be prepared by our lighting team (lightingdesign@occhio.de).

Mito volo 100 var up
pendulum length

Option 1 adjustment range **65–165 cm**
recommended with a **ceiling height** from
2,4 m to **3,0 m**



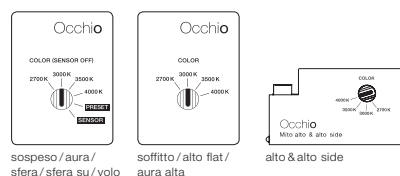
Option 2 adjustment range **135–235 cm**
recommended with a **ceiling height** from **3,0 m**
to **3,8 m**



control options

Control

Mito set box



sospeso / aura /
sfera / sfera su / volo

soffitto / alto flat /
aura alta

alto & alto side

sospeso / aura / sfera / volo:

COLOR (Sensor off)
adjustable color temperature (4 stages)
trailing-edge phase cut dimming possible

PRESET (sospeso / aura / volo)

adjustable color temperature (4 stages)
adjustable up / down light intensity (5 stages)

PRESET (sfera)

color temperature adjustable (4 stages)
light intensity adjustable (5 stages)

SENSOR

»touchless control« (gesture control)
switching, dimming, up / down fading*
»color tune« (color temperature continuously
adjustable) no external dimming possible

soffitto / alto / alto side / aura alta:

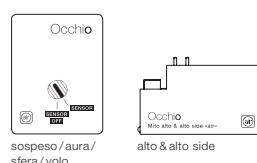
COLOR
adjustable color temperature (4 stages)
trailing-edge phase cut dimming possible

*not with sfera

Mito »air« box



Occhio air (Bluetooth control using Occhio air app) or air controller (optional) control of individual luminaires, groups and scenes



sospeso / aura /
sfera / volo

alto & alto side

sospeso / aura / sfera / volo:

SENSOR

»air« + »touchless control« (Bluetooth-
and gesture control)
control via »touchless control« and Occhio air app
or »air« controller

SENSOR OFF

»air«
control via Occhio air App or »air« controller
switching, dimming, up / down fading »color tune«
(color temperature continuously adjustable)



terra / raggio / largo /
soffitto / alto flat / aura alta

terra / largo / raggio:

»air«, »touchless control« (largo / raggio / terra)
and »body sensor« (raggio / terra) (Bluetooth- and
gesture control) control via »touchless control«,
»body sensor« and Occhio air App or »air«
controller

»ambient light control« (terra)
adjustment to ambient light

»presence sensor« (terra)
presence identification and automatically
shutdown by presence sensor

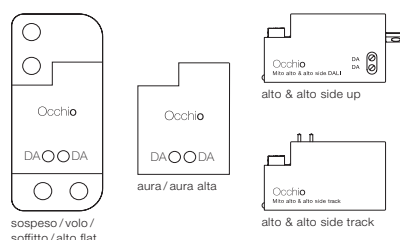
deactivation and adjustable via control
and sensor with »air« app

alto / alto side / aura alta:

»air« (Bluetooth - control)
control via Occhio air App or »air« controller
switching, dimming »color tune« (color tempera-
ture continuously adjustable), up / down fading
(aura alta)

with Mito »air« box no external dimming possible

Mito DALI box (control via DALI)



sospeso / volo /
soffitto / alto flat

aura / aura alta

alto & alto side track

sospeso / aura / aura alta / volo:

– color tune adjustable*
– adjust continuously dimming
– up + downlight separate controllable
(two DALI addresses needed)
– no »touchless control«, no fading

soffitto / alto / alto side:

– color tune adjustable*
– continuously dimming

* DALI controller DALI Device type 8 (DT8) for controlling of the color tune necessary further signs on www.occhio.com/dali

Mito volo 100 var up DALI connection diagram

A maximum of 32 Mito volo units can be assigned to each DALI circuit.

The Mito volo requires two DALI addresses per luminaire, which enables control of the top and bottom sides via their own respective DALI address. The maximum output is reached if both DALI luminaires (top and bottom side) are set to maximum brightness (45 W = 22 W up and 22 W down; 60 W = 30 W up and 30 W down).

The Mito volo units can be organized into as many as 16 groups and equipped with an additional 16 scenarios (predefined settings).

Using a DALI short address, they can be actuated and configured individually. In addition, the bi-directional data transfer lets users query the state/status of individual luminaires.

You can find more detailed information at www.occhio.com/dali.

