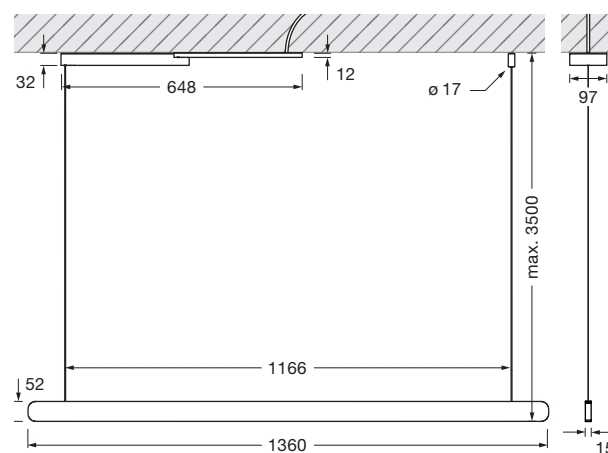


Mito volo 140 fix up midfeed
datasheet

Linear LED suspended luminaire with double-sided light emission, centered ceiling outlet and length of 136 cm. There is a choice of two lighting effects. table (wide) for use over tables – wide light beam directed downwards and upwards. room (narrow) for freely suspended luminaire lighting – concentrated light beam directed downwards, diffused light directed upwards. The suspension length is 50–350 cm (can be adjusted during fitting).

Version with integrated power supply unit for mounting on plaster surfaces; connection to 230 VAC mains voltage. Can be controlled via »touchless control« (gesture control on the head) and Occhio air or DALI; alternatively, dimmable via a trailing-edge phase cut dimmer*. The colour temperature can be continuously controlled via »touchless control« or Occhio air or DALI from 2700 to 4000 K (optional 2200 to 3500 K) or can be preset (2700 / 3000 / 3500 / 4000 K).



incl. power supply unit

dimensions in mm

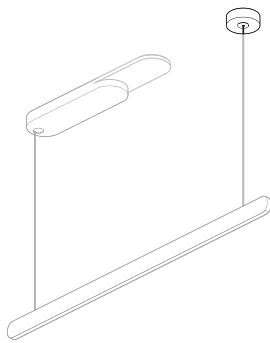
technical data Mito volo 140 fix up midfeed

properties	material	head aluminium, painted, PVD-coated steel, optical plastic canopy painted plastic
	height setting	500 – 3500 mm (can be adjusted during fitting)
	weight	3.5 kg
surface	head	bronze, matt gold, rose gold, matt silver, matt white, matt black, phantom, black phantom
	canopy	matt white, matt black
Occhio »color tune« LED	average life time	> 50.000 hrs
	energy efficiency class (luminous efficiency)	G (67 lm / W)
	power	LED 60 W (incl. Occhio power supply unit approx. 68 W, standby < 0.5 W)
	color rendering index	high color; CRI Ra 95
	color temperature (color consistency)	2700–4000 K (2-step) 2200–3500 K (2-step 2200 K, 3-step 3500 K)
electricity	dimming	via trailing-edge phasecut dimmer*, »touchless control«, Occhio air or DALI
	connection	230 V AC / 50 Hz
	power factor power supply (cos φ1)	0.9
	flicker / stroboscopic effect	1 (PstLM) / 0.9 (SVM)
	permitted operating conditions	max. 30°C for indoor use only

* For a list of compatible dimmers, see www.occhio.com/dim_en, trailing-edge phasecut dimmer, »touchless control«. Occhio air and DALI not combinable.

Mito volo 140 fix up midfeed accessories

Cable rewind for solid ceiling, winding of the right cable, no shortening necessary



Mito volo 140 fix up midfeed lighting effects

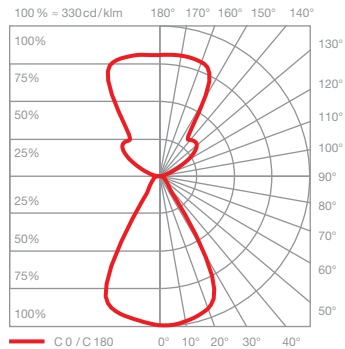



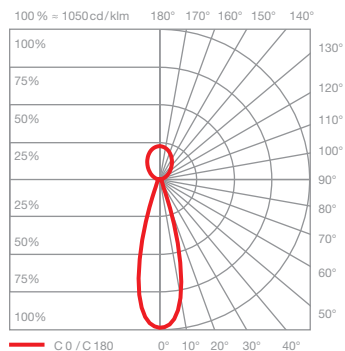

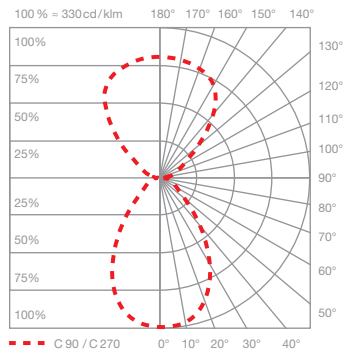

table (wide)

wide light beam (up and down), beam angle approx. 80° (down)

inserts: wide / flood

luminous flux: high color 60 W 3900 lm

UGR (4H8H) < 19 *



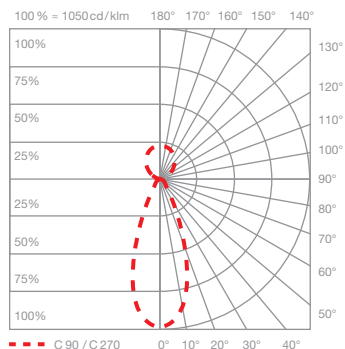

room (narrow)

concentrated light downwards, beam angle approx. 25°, diffuse upwards

inserts: narrow / diffuse

luminous flux: high color 60 W 3700 lm

UGR (4H8H) < 19 *

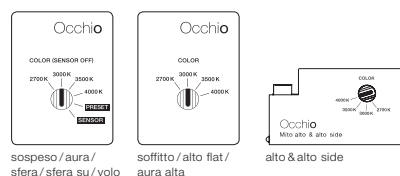


* For a reliable assessment of glare values in a real application of a luminaire we recommend to carry out an individual calculation which can be prepared by our lighting team (lightingdesign@occhio.de).

control options

Control

Mito set box



sospeso / aura / sfera / sfera su / volo

soffitto / alto flat / aura alta

alto & alto side

sospeso / aura / sfera / volo:

COLOR (Sensor off)
adjustable color temperature (4 stages)
trailing-edge phase cut dimming possible

PRESET (sospeso / aura / volo)

adjustable color temperature (4 stages)
adjustable up / down light intensity (5 stages)

PRESET (sfera)

color temperature adjustable (4 stages)
light intensity adjustable (5 stages)

SENSOR

»touchless control« (gesture control)
switching, dimming, up / down fading*
»color tune« (color temperature continuously adjustable) no external dimming possible

soffitto / alto / alto side / aura alta:

COLOR
adjustable color temperature (4 stages)
trailing-edge phase cut dimming possible

*not with sfera

Mito »air« box



Occhio air (Bluetooth control using Occhio air app) or air controller (optional) control of individual luminaires, groups and scenes



sospeso / aura / sfera / volo

alto & alto side

sospeso / aura / sfera / volo:

SENSOR

»air« + »touchless control« (Bluetooth- and gesture control)
control via »touchless control« and Occhio air app or »air« controller

SENSOR OFF

»air«
control via Occhio air App or »air« controller
switching, dimming, up / down fading »color tune« (color temperature continuously adjustable)



terra / raggio / largo / soffitto / alto flat / aura alta

terra / largo / raggio:

»air«, »touchless control« (largo / raggio / terra) and »body sensor« (raggio / terra) (Bluetooth- and gesture control) control via »touchless control«, »body sensor« and Occhio air App or »air« controller

»ambient light control« (terra)
adjustment to ambient light

»presence sensor« (terra)
presence identification and automatically shutdown by presence sensor

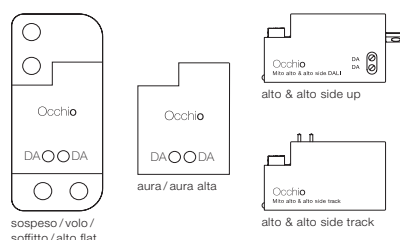
deactivation and adjustable via control and sensor with »air« app

alto / alto side / aura alta:

»air« (Bluetooth - control)
control via Occhio air App or »air« controller
switching, dimming »color tune« (color temperature continuously adjustable), up / down fading (aura alta)

with Mito »air« box no external dimming possible

Mito DALI box (control via DALI)



sospeso / volo / soffitto / alto flat

aura / aura alta

alto & alto side up

alto & alto side track

sospeso / aura / aura alta / volo:

– color tune adjustable*
– adjust continuously dimming
– up + downlight separate controllable (two DALI addresses needed)
– no »touchless control«, no fading

soffitto / alto / alto side:

– color tune adjustable*
– continuously dimming

* DALI controller DALI Device type 8 (DT8) for controlling of the color tune necessary further signs on www.occhio.com/dali

Mito volo 140 fix up midfeed DALI connection diagram

A maximum of 32 Mito volo units can be assigned to each DALI circuit.

The Mito volo requires two DALI addresses per luminaire, which enables control of the top and bottom sides via their own respective DALI address. The maximum output is reached if both DALI luminaires (top and bottom side) are set to maximum brightness (45 W = 22 W up and 22 W down; 60 W = 30 W up and 30 W down).

The Mito volo units can be organized into as many as 16 groups and equipped with an additional 16 scenarios (predefined settings).

Using a DALI short address, they can be actuated and configured individually. In addition, the bi-directional data transfer lets users query the state/status of individual luminaires.

You can find more detailed information at www.occhio.com/dali.

