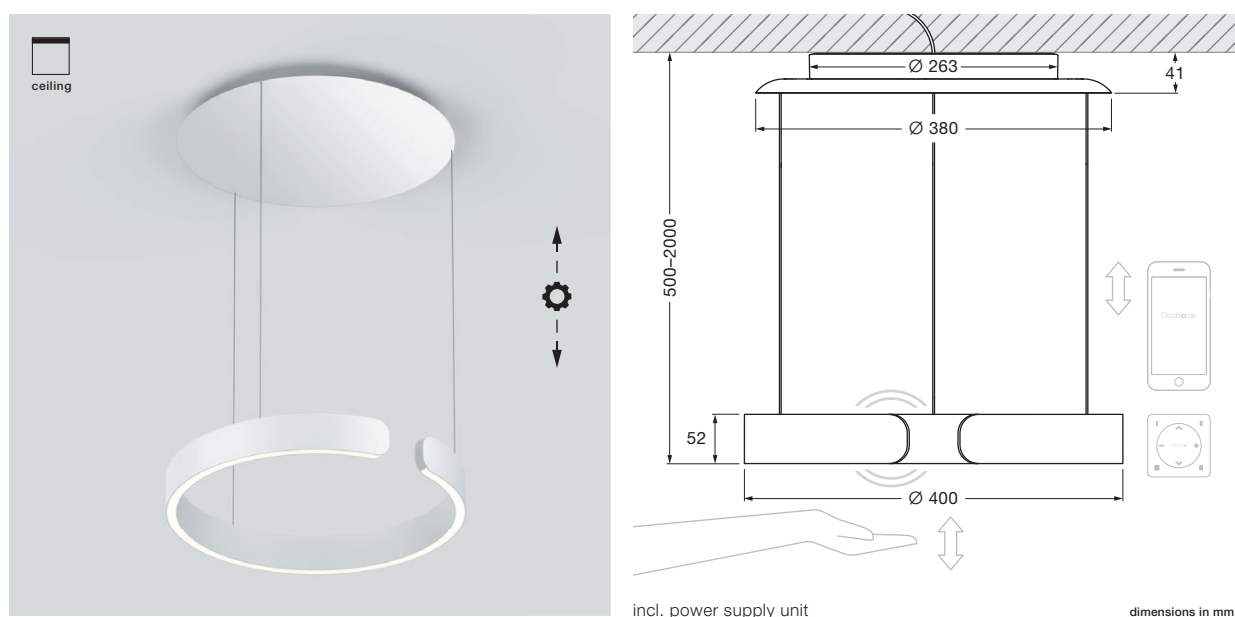


## Mito sospeso move 40 up datasheet

Annular LED suspended and ceiling luminaire with double-sided light emission and a diameter of 40 cm. There is a choice of two lighting effects. table (wide) for use over tables – wide light beam downwards and upwards. room (narrow) for freely suspended luminaire lighting – concentrated light beam directed downwards, diffused light directed upwards.

The suspension length is continuously, electrically adjustable from 50 to 200 cm.

Version with integrated power supply unit for mounting on plaster surfaces; connection to 230 V AC mains voltage. Can be controlled via »touchless control« (gesture control on the head) or Occhio air. The color temperature can be continuously controlled via »touchless control« or Occhio air from 2700 to 4000 K (optional 2200 to 3500 K).

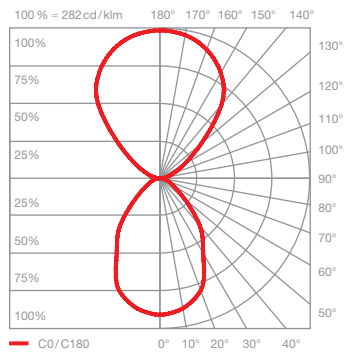


### technical data Mito sospeso move 40 up

properties	material	aluminium, painted, PVD-coated steel, plastic, optical silicone, fibreglass	
	height adjustment (electronic only)	500 – 2000 mm (variable, not designed for continuous operation, maintenance every 5000 cycles*)	
	weight	4.7 kg	
surface	head	bronze, matt gold, rose gold, matt silver, matt white, matt black, phantom, black phantom	
	canopy	matt white, matt black	
Occhio »color tune« LED	average life time	> 50.000 hrs	
	energy efficiency class (luminous efficiency)	G (59 lm / W)	
	power	LED 40 W (incl. Occhio power supply unit 46 W, standby < 0.5 W)	
	color rendering index	high color; CRI Ra 95	
	color temperature (color consistency)	2700–4000 K (2-step)	2200–3500 K (2-step 2200 K, 3-step 3500 K)
electricity	dimming	via »touchless control« or Occhio air	
	connection	230 V AC	
	power factor power supply (cos $\phi$ 1)	0.9	
	flicker / stroboscopic effect	1 (PstLM) / 0.9 (SVM)	
	permitted operating conditions	max. 30°C for indoor use only	

\*luminaire moves to maintenance position: contact technical service +49 89447786689, technischer-service@occhio.com

## Mito sospeso move 40 up lighting effects



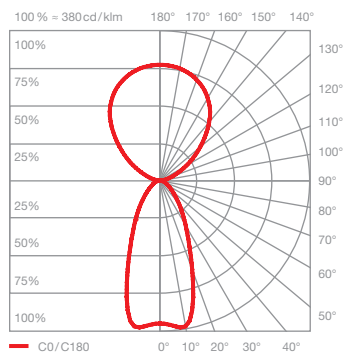

### table (wide)

wide light beam (up and down), beam angle approx. 80° (down)

inserts: wide / flood

luminous flux : high color 40 W 2220 lm

UGR (4H8H) < 19



### room (narrow)

concentrated light downwards, beam angle approx. 50°, diffuse upwards

inserts: narrow / diffuse

luminous flux : high color 40 W 2140 lm

UGR (4H8H) < 19\*

\*The standardized indication of glare values (UGR value – 4H8H) is not quite significant for annular luminaires. In most real applications the result of an individual calculation is a UGR value < 19. Therefore, we recommend to carry out a calculation which can be prepared by our lighting design team ([lightingdesign@occhio.de](mailto:lightingdesign@occhio.de)).